



U. S. Department of Justice
Federal Bureau of Prisons
FCC Yazoo City, Mississippi

Complex Supplement

Number: YAX5267.09A
Date: February 18, 2019
Subject: Visiting Regulations
OPI: Correctional Services

1. **Purpose and Scope:** To establish procedures for inmate visiting at the Federal Correctional Complex, Yazoo City, Mississippi.
2. **Directives Affected:**
 - A. **Directives Rescinded:**
YAX5267.09, Inmate Visiting (05/28/08)
 - B. **Directives Referenced:**
PS 5510.15, Searching, Detaining or Arresting Visitors to Bureau Grounds and Facilities (07/17/2013)
PS 5267.09, Visiting Regulations (12/10/2015)
PS 5500.15, Correctional Services Manual (01/02/2018)
PS 5300.22, Volunteer and Citizen Participation Programs (11/07/2016)
3. **Standards Referenced:**
 - A. American Correctional Association 4th Edition Standards for Adult Correctional Institutions: 4-4498, 4-4500, 4-4503.
4. **Complex Schedule:**
 - A. **Schedule:**

<u>Visiting Days:</u>	<u>Low and Medium</u>
Friday:	1:00 p.m. to 3:00 p.m. (SHU Inmates only) 5:00 p.m. to 8:30 p.m.
<u>Visiting Days:</u>	<u>Low, Medium, & USP:</u>
Friday:	8:00 a.m. to 3:00 p.m. (USP SHU Inmates only)

Saturday: 8:00 a.m. to 3:00 p.m.
Sunday: 8:00 a.m. to 3:00 p.m.
Federal Holidays: 8:00 a.m. to 3:00 p.m.

<u>Visiting Days:</u>	<u>Camp:</u>
Friday:	1:00 p.m. to 9:00 p.m.
Saturday:	8:00 a.m. to 3:00 p.m.
Sunday:	8:00 a.m. to 3:00 p.m.
Federal Holidays:	8:00 a.m. to 3:00 p.m.

Inmates in Holdover Status that are in a facility not commensurate with their security and program needs may visit Thursdays from 1:00 p.m. to 3:00 p.m.

Weekends: Inmates will be allotted five (5) points per calendar month. One (1) point will be assessed for each weekend day visit. Each time the inmate enters the visiting room on a weekend; one (1) point will be deducted. Points will not be taken for Friday evening visits. Points will not carry over from month to month. Federal Holidays: No points will be assessed for visits on Federal Holidays.

Visitors are not permitted to enter the Administration Building prior to 4:30 p.m. on Fridays and 8:00 a.m. on Saturdays, Sundays and Federal Holidays. On Fridays, visitors will not be processed after 7:30 p.m. On Weekends and Federal Holidays, visitors will not be processed after 2:00 p.m. at the Low and Medium and 3:30 p.m. at the Camp.

B. Procedures:

1. Visitors must complete a BP-S224 (52), Notification to Visitor Form (See Attachment C). All forms must be completed in their entirety.
2. Staff will ensure each inmate attempting to enter the Visiting Room has a visitor prior to the inmate being admitted. Staff will identify the inmate by photo ID upon entering the visiting room and re-identify the inmate by photo ID before the inmate's visitor exits the visiting room. Any inmate using the restroom will be escorted by staff and remain under constant supervision.

3. An inmate may terminate his visit to eat in the dining hall; however, this will terminate his visit for the day.
4. Inmates are not allowed to handle any money or utilize vending machines, and money will not be accepted from visitors for deposit.
5. Re-arranging of furniture is not permitted.
6. Once a visitor has exited the visiting room, he/she will not be permitted to return that same day.
7. Visitors are responsible for keeping their children's conduct and behavior under control at all times. Any visitor not keeping their children's behavior under control may have their visit terminated.
8. A designated children's area is provided for visitor's children. Visitors are responsible for the actions of their children while on government property. Inmates are not permitted in the children's area.
9. Inmates may not receive any items from visitors.

C. Procedures for backup Visiting Program

When the computer system is not functioning or inoperative, staff will notify the Operations Lieutenant and Institutional Duty Officer. A hard copy of all inmate's visiting lists will be maintained in the Front Lobby provided by the inmates Unit Teams. In the event the inmate does not have a copy present staff must first contact the inmate's unit team, Operations Lieutenant and Institutional Duty Officer before turning away a visitor .

5. Procedures for Special Visitors:

A. Staff Responsible for Arranging and Supervising

Special Visits:

The inmate or the individual will submit a request for a special visit to the Correctional Counselor. The staff member responsible for granting the request will depend on the status of the individual requesting to visit the inmate (i.e., an attorney request is submitted to the counselor; outside law enforcement requests are submitted to SIS; diplomat requests are submitted to the Executive Assistant; a minister's request is submitted to the Chaplain). A National Crime Information Center (NCIC) check will be performed on all requested individuals, with the exception of attorney and diplomat visits. (For these visits, a valid bar card or consulate identification will suffice.) If the NCIC check is clear, then a memo requesting the visit with all pertinent information will be submitted to the Warden for approval. The counselor, or other individual designated by the Unit Manager, will be responsible for supervising the special visit for its entirety.

B. Attorney Visits:

1. Acceptable identification for attorneys would be a valid driver's license and a valid State Bar Card.

C. Paralegals, Clerks and Legal Assistants:

1. Acceptable identification for paralegals, clerks, and legal assistants is a Valid Driver's License, documentation reflecting that they represent an attorney of record for the inmate and a NCIC check.
2. Visiting hours for Paralegals, Clerks and Legal Assistants are as follows:
 - a. Normal Visiting Hours: as listed.
 - b. Non-visiting hours: the counselor must submit a written request, in advance, through the Unit Manager to the Warden for approval.

Only licensed attorneys, paralegals, clerks,

or legal assistants representing licensed attorneys will be permitted to conduct legal visits with inmates.

The Unit Manager will provide a questionnaire to be completed by the attorney certifying that the paralegals, clerks or legal assistants are representing the licensed attorney.

3. Visiting Regulations

- a. The individual in question must have an ongoing, supervisory relationship with the licensed attorney.
- b. The individual provided a complete Application to Enter the Institution as a Representative (Attachment F to Program Statement 1315.07, Inmate Legal Activities).
- c. The Warden must approve, in advance, special visiting for the requested individual. This approval must be in writing.
- d. Attorneys shall be permitted to visit only those inmates with whom staff has previously arranged for them to see.
- e. Attorneys will be processed as regular visitors.
- f. Attorney visits will take place in:
 1. Attorney/Client Visiting Rooms
 2. General population visiting area
- g. Authorized Attorney Property:
 1. Tape recorders may enter the facility and be used by the attorney only with prior written approval from the Warden.
 2. Under no circumstances may an

attorney or his/her approved representative bring a radio, cellular telephone, or other electronic communication device into the institution.

- h. Attorneys from countries outside the United States require approval from the Department of Justice and will be coordinated through the Executive Assistant.

D. Minister of Record:

An inmate requesting to receive visits from his minister of record must submit a written request to the Chaplain. The Chaplain will forward the request to unit staff, who will add the name and title (minister of record) to the inmate's visitor list.

An inmate may only have one (1) minister of record on his visiting list at a time. The addition of the minister of record will not count against the total number of authorized regular visitors an inmate is allowed to have on his visiting list and will not count against the total number of social visits permitted.

E. Clergy:

Visits from clergy (other than the minister of record) will be in accordance with the general visitor procedures and will count against the total number of regular visits allowed.

Ordinarily, clergy visits will not be accommodated unless requested by the inmate. However, the Chaplain may approve a visitation request initiated by the clergy, if the inmate wishes to visit with the clergy. Clergy or Minister of Record visits will be accommodated in the visiting room during regularly scheduled visiting hours and, to the extent practicable, in an area of the visiting room which provides a degree of separation from other visitors. If a private area is not available, the visit may be rescheduled via memorandum.

The Warden may establish a limit to the number of

minister of record and clergy visits an inmate can receive each month, consistent with available resources. However, during times of personal or family emergencies, an inmate will be authorized a visit from his or her minister of record.

6. Local Procedures for Approval/Disapproval of Visitors:

- A. Visiting Lists: Each inmate desiring visitors must request a visiting list. This list includes immediate family members and additional proposed visitors. The list is limited to a total of twenty-five (25) visitors (16 years of age and older). The list should be submitted to the Correctional Counselor for approval within the first two (2) weeks of the inmate's confinement at this facility. Normally, approval of visitors already on an inmate's visiting list is not required for inmates transferring from one institution to another or those inmates in hold over status. Inmates who do not have an approved visiting list will be limited to adding only their immediate family members to the list. The appropriate Counselor will provide inmates, upon request, a Visitor Information Form (BP-629) and a Notice to Visitor of Visiting Regulations (Attachment D or Attachment E) for proposed visitors. The time frame for approval or denial will ordinarily be thirty days (30) from the time it was submitted. It is the inmate's responsibility to ensure each proposed visitor is issued a copy of these forms, which includes immediate family members. The forms shall be mailed back to the respective Counselors. Completed Visitor Information Forms will not be accepted directly from inmates.

Upon receipt of the returned questionnaire, the Unit Team will determine if the visitor is approved or disapproved. The inmate's assigned Correctional Counselor will then give written notification to the inmate of the visitor approval or denial. Visitor applicants with felony convictions can only be approved or disapproved by the Warden, or a designee chosen by the Warden.

The inmate is responsible for notifying the

visitor of approval or disapproval and is expected to provide the approved visitor with a copy of the visiting guidelines and directions for traveling to and from the institution. Changes to inmate visiting lists may occur once every ninety (90) days.

B. Procedures for Approving any Exception to a Non-Prior Relationship:

When a prior relationship has not been determined, a Unit Team recommendation will be made to the Warden or their designee for approval.

7. Visiting Disapproval of Visit, Visiting Restrictions and Overcrowding:

A. Procedures for Disapproving Visitors:

When a visitor arrives at the institution, he/she will complete the BP224, Notification to Visitor Form and present it along with a valid form of identification (driver's license, passport, or federal or state identification) to the Front Lobby Officer. The officer will check the inmate's approved visiting list using the Visiting Program to verify if the visitor is approved to enter the institution. If the visitor's information is not found, the Officer will attempt to contact a member of the inmate's unit team. If a unit team member is not available, the Officer will contact the Operation's Lieutenant and/or the IDO for approval. If the visit is not approved, an Inmate Visitor Denial Form will be completed and submitted to the Lieutenant's Office for proper distribution.

B. Reasons for Denial or Termination:

1. An institution emergency
2. Improper conduct
3. Overcrowding
4. Once a visitor has exited the Visiting Room, he/she will not be allowed to return that same day
5. The Operation's Lieutenant and Institution Duty Officer (IDO) will be notified of any visit to be denied or terminated (See Attachment A or B, Inmate Visitor Denial Form)

C. Order of Termination during Overcrowding:

1. Volunteers
2. Persons who visit two (2) or more times per week and live within a 50-mile radius
3. Persons who live outside of the 50-mile radius

D. Visiting Space Limitations:

The number of people permitted in the Visiting Room at one time will be determined by the IDO in consultation with the Operations Lieutenant based on the safety and security needs of the institution, which is not to exceed the limit posted. Weather permitting; the patio area outside the Camp visiting rooms will be utilized to increase the maximum safe capacity of the visiting room.

E. Number of Visitors per Visit: (Requirement 8)

Any combination not to exceed 5 total visitors:

1. Four (4) adults
2. Four (4) children

F. Acceptable Visitor Identification:

1. Valid driver's license with photo
2. Valid passport with photo
3. Federal or State authorized photo identification

G. Notification to Visitors:

A written guideline concerning visiting is provided to the visitor by the inmate. Additionally, the Front Entrance Officer will be responsible for making available written guidelines to the visitor, as well as having the visitor sign for the same. A current copy of the visiting guidelines will be placed in the display case located at the front entrance for the visitor's review.

H. Approved Visitor:

1. Immediate family
2. Relatives, friends, and associates

3. Persons with a criminal record must be approved by the Warden
4. Former inmates of the institution and relatives of other inmates must have approval from the Warden
5. Approved Minister(s) of Record or Clergy members

I. Holdover Inmates

When an approved visiting lists is not available, visits for inmates in holdover status will be limited to confirmed members of the immediate family or attorney of record. A request to visit for inmates on holder status must be submitted to respective Unit Team at a minimum of 3 days in advance of the visiting date approval. A birth Certificate are other Government issued identification that would indicate they are members of the same family will be required. In addition a check of the inmates Presentence Report (if one is available) shall be conducted. Holdovers may request family members to be placed on a visiting list by submitting a request for visitor approval to their assigned unit counselor. The time frame for approval will be same as general population inmates.

J. Group Visitation:

Any group requesting visitation will comply with the following guidelines:

1. A coordinator must contact the appropriate Unit Manager
2. Visitors must be on the inmate's visiting list
3. Visits of this type may be approved quarterly by the Captain with consultation with the Associate Warden of Correctional Services

8. Visits for Inmates not in General Population:

A. Institution Hospital Patients:

When visitors request to see an inmate who is hospitalize in the institution, the Chief Medical Officer (or in his absence, the Health Service Administrator), in consultation with the Captain, shall determine whether a visit may occur, and if so, whether it may be held in the institution's

hospital. Documentation is to be maintained in section 2 of the Privacy Folder in the Inmate Central File.

B. Community Hospital Patients:

Inmates at local hospitals are not permitted to receive visitors unless prior review has been conducted by the Captain and prior approval has been granted by the Warden. These visits are restricted to immediate family members only.

C. Special Housing Unit (SHU):

Special Housing Unit inmates will be required to visit in the area immediately in front of the officer's station which is easily distinguishable from areas occupied by other inmates, or as directed by Visiting Room Staff, to facilitate observation of the visit. The Institution Duty Officer (IDO) or Operations Lieutenant may deny or terminate a visit if it appears that it would disrupt the security and orderly operation of the institution.

Further limitation will be at the Operations Lieutenants discretion, with the Captains approval. Inmates assigned to SHU in Holdover Status that are not in a facility commensurate with their security and programs needs may only be allowed to visit on Friday afternoons from 1:00 p.m. to 3:00 p.m. This will be the only time authorized for any inmate assigned to SHU.

Should a Federal Holiday fall on Friday, visiting will be conducted on Thursday afternoon from 1:00 pm to 3:00 pm.

D. Injuries to Visitors:

- a. Injured visitors will be assessed by the senior medical staff member on duty
- b. An injury report will be completed
- c. Only emergency treatment will be rendered
- d. No medication will be prescribed

9. Visiting Room Regulations:

Socially acceptable gestures of communication and

affection, such as shaking hands, kissing and embracing, are allowed within the limits of good taste and only at the beginning and the end of a visit. Indecent, annoying, or excessive conduct will not be tolerated. Inmates who violate visiting regulations may have their visits placed under close supervision or terminated at the discretion of the Operation's Lieutenant.

All areas of the Visiting Room may be monitored to prevent passage of contraband. The purpose of this monitoring is to ensure the security and welfare of all concerned. Visitor restrooms may also be physically monitored, with the approval of the Warden, when there is reasonable suspicion that a visitor and/or an inmate is engaged, attempting to or about to engage in criminal behavior or other prohibited behavior.

Violations of Visiting Regulations may result in any or all of the following:

1. Incident Report
 2. Termination of visit
 3. Possible prosecution
- A. Visitor Dress: Attachment G, Visitor Dress Code, provides specific guidance regarding visitor dress and attire.
- B. Personal Belongings Permitted:
1. Infant care items:
 - a. Two (2) see-through baby bottles (one of which may be a sipper cup)
 - b. Four (4) diapers
 - c. One (1) set of baby clothes

Note: Children eight (8) years of age and under may be allowed to sit in their parents lap, whether inmate or visitor.
 2. One (1) clear plastic purse or bag for carrying in items. The plastic purse or bag may not exceed 5 inches in height by 8 inches in length.
 3. Life maintenance medications. However, these items must be left with the Visiting Room Officer until needed.
 4. Money for vending machines will not exceed a

total of \$30.00, and be in denominations of \$5.00 or less.

C. Personal Belongings not permitted:

All items not approved are to be secured in the visitor's vehicle or locked in the visiting locker's located at the Low, Medium and USP Front Lobby areas.

1. Wallets, credit cards, toys, games, lighters, food items, drink, (with the exception of consumables for infants)
2. Excessive amount of jewelry
3. Cosmetics
4. Cellular telephones, palm pilots, pagers wrist watches or any other electronic device
5. Gum
6. Keys

10. Inmate Dress and Other Applicable Regulations:

A. Institution issued clothing:

1. Khaki shirt, T-shirt, khaki pants, belt, socks, and institution-issued black boots. Tennis shoes will not be worn in visitation. Inmates with soft-shoe permits will wear institution-issued black slip-on shoes.
2. Coats are not allowed to be worn inside the visiting room. Thermal underwear is allowed inside the visiting room as long as it is worn underneath the khaki shirt.
3. Visiting Room Officers will complete the Visiting Room Inmate Property Log (Attachment C) prior to the inmate entering the visiting room.

B. SHU Visiting Dress: Those inmates housed in the special housing Unit will wear an orange jumpsuit, T-shirt, socks and bus shoes.

C. Inmate property permitted:

1. One (1) pair of prescription eyeglasses
2. One (1) wedding band (plain)
3. Commissary card

4. One (1) handkerchief
5. Legal papers for Attorney visits only, with prior approval from the Unit Team
6. Life maintenance medications. However, these items must be left with the Visiting Room Officer until needed
7. Headband approved by the Chaplain

D. Supervision of Visits:

1. The Visiting Room Officer shall ensure all visits are conducted in a quiet, orderly, and dignified manner. Visits not conducted in a quiet, orderly and dignified manner may be terminated by the Visiting Room Officer with prior approval of the Operation's Lieutenant and the IDO.
2. Visiting Room Officers shall be aware of any articles passed between inmates and visitors. If there is a reasonable belief that contraband items are being passed, the Visiting Room Officer is to examine the item(s). The Operation's Lieutenant must be notified if staff believes contraband (i.e., drugs, weapons) has been passed.
3. Inmates may only visit with their approved visitors.

E. Vending Machines:

1. All vending machine items (i.e., potato chips, sandwiches, and sodas) will be consumed in the Visiting visitors or inmates.
2. The U.S. Government is not responsible for any monies lost by visitors using the vending machines.
3. Inmates are not allowed near the vending machines or to have in their possession any monies.

11. Maintaining Visitor Records:

The Front Lobby Officer is responsible for ensuring the completeness and accuracy of all the information on all Notification to Visitors forms. At the end of the shift the forms will be placed in the SIS mailbox located in the Lieutenant's Office. The SIS staff will be

responsible for placing the documents into a file that will be retained for one (1) year. The Visiting Program keeps track of all visits, and each inmate's visits can be retrieved for up to one (1) year. A log book is also filled out by each visitor. This log book is retained for ten (10) years. A backup system to the computer visiting program is on the workstation located in the Front Lobby of each institution.

12. Non-Contact Visitation Procedures:

Upon determination and approval from the Warden, an inmate may be subject to non-contact visitation. This procedure allows for greater security coverage, when deemed necessary, while affording visitation to inmates and their visitors.

For the Low and Medium, non-contact visiting will take place inside the Inmate Systems Department (R&D), at the USP non-contact visiting will take place in the observation cells located in the General Population visiting room. The inmate will be searched prior to and upon completion of the visit. The inmate will also be placed inside the approved cell prior to the visitor(s) being escorted into the Inmate Systems Department through the perimeter side R&D door (Low and Medium) or Visiting Room Observation Cell (USP). These visits will be monitored by the inmate's unit team and will require prior approval from the Captain and Unit Manager, with final approval from the Warden.

13. Contact Information:

- A. An Information sheet, Attachment F contains the addresses, phone numbers, directions to the Complex and information on local transportation.


14. Attachments:

- | | |
|--------------|--|
| Attachment A | - Inmate Visitor Denial Form |
| Attachment B | - Inmate Visitor Denial Form (Spanish) |
| Attachment C | - Visiting Room Inmate Property Log |
| Attachment D | - Notification to Visitor (English) |
| Attachment E | - Notification to Visitor (Spanish) |
| Attachment F | - Information Sheet |
| Attachment G | - Visitor Dress Code |


OFFICE OF PRIMARY RESPONSIBILITY: Correctional Services



David Paul, Complex Warden



Cheron Y. Nash, Medium Warden



C. Rivers, Low Warden

Distribution: Executive Staff
Department Heads
Local AFGE

FCC Yazoo City, MS
Inmate Visitor Denial Form

On _____ at _____, (Mr./Miss.) _____ Was denied entrance into the institution.
(Date) (Time)

The visitor arrived at the institution to visit inmate _____ / _____.
Name (Reg. No.)

The visit was denied for the following reason(s):

- _____ No Identification
- _____ Not on Approved Visiting List
- _____ Underage without Parent/Guardian
- _____ Other: _____

Comments: _____

Institution Duty Officer _____ was notified and authorization to deny the visit was given at _____.
(Time) (Print Name)

Operation's Lieutenant _____ was notified and authorization to deny the visit was given at _____.
(Time) (Print Name)

The following Unit Team Member _____ was advised of the authorization to deny visit at _____.
(Time) (Print Name)

Front Lobby Officer: _____
(Print / Sign)

cc: Central File
Captain
SIS Office

FCC Yazoo City
Forma de Negacion al Visitante del presidiario

En _____, a las _____, (Sr., Sra, Sra.) _____ fue negado entrada a la institucion.
(Fecha) (Hora) (Nombre)

El visitante llego a la institucion para visitar al presidiario _____ / _____.
(Nombre) (Numero de Registro)

La visita fue negada por la razon(s) siguiente:

- _____ Ninguna Identificación
- _____ No estar en la Lista de Visita Aprobada
- _____ Bajo edad sin Padre/Guardian
- _____ Otra:

Comentarios: : _____

El Oficial de Servicio de Institucion _____ fue notificado y autorizo negar la visita _____.
(Nombre) (Hora)

El Teniente de la Operaciones _____ fue notificado y autorizacó negar la visita _____.
(Nombre) (Hora)

El Miembro Unidad _____ fue informado de la autorización de negar la visita _____.
(Nombre) (Hora)

Oficial: _____
(Nombre / Firma)

cc:
Archivo central
Capitán
Oficina de SIS

BP-S0224.022

NOTIFICATION TO VISITOR CDFRM

OCT 07

U.S. DEPARTMENT OF JUSTICE

FEDERAL BUREAU OF PRISONS

Date: _____ Time: _____ Officer's Name: _____

Institution: _____ Location: _____

Name of Inmate To Be Visited: _____ Register No.: _____

NOTICE TO ALL PERSONS: CONSENT TO SEARCH

Federal Bureau of Prisons (Bureau) staff may search you and your belongings (bags, boxes, vehicles, container in vehicles, jackets, coats, etc.) before you enter, or while you are on or inside, Bureau grounds or facilities.

Consent to Search Implied. By entering or attempting to enter Bureau grounds or facilities, you consent to being searched in accordance with Bureau policy and Federal regulations in volume 28 of the Code of Federal Regulations, Part 511. If you refuse to be searched, you may be prohibited from entering Bureau grounds or facilities.

NOTICE TO ALL PERSONS: PROHIBITED ACTIVITIES AND OBJECTS

You are prohibited from engaging in prohibited activities or possessing prohibited objects on Bureau grounds, or in Bureau facilities, without the knowledge and consent of the Warden. Violators may be detained or arrested for possible criminal prosecution, either by Bureau staff, or local or federal law enforcement authorities.

Prohibited Activities include any activities that could jeopardize the Bureau's ability to ensure the safety, security, and orderly operation of Bureau facilities, and protect the public, including, but not limited to, violations of Titles 18 and 21 of the United States Code, Federal regulations, or Bureau policies.

Prohibited Objects include, but are not limited to, weapons; explosives; drugs; intoxicants; currency; cameras of any type; recording equipment; telephones; radios; pagers; electronic devices; and any other objects that violate criminal laws or are prohibited by Federal regulations or Bureau policies.

PLEASE ANSWER THE FOLLOWING QUESTIONS: Are any of the following items in your possession, or in possession of children in your party under 16 years of age?

Tobacco Products	Yes	___	No	___	Narcotics	Yes	___	No	___
Explosives	Yes	___	No	___	Marijuana	Yes	___	No	___
Weapons	Yes	___	No	___	Camera	Yes	___	No	___
Ammunition	Yes	___	No	___	Food Items	Yes	___	No	___
Metal Cutting tools	Yes	___	No	___	Alcoholic Beverages	Yes	___	No	___
Recording Equipment	Yes	___	No	___	Prescription Drug*	Yes	___	No	___
Telephones-any type	Yes	___	No	___	Intoxicants	Yes	___	No	___
Radios	Yes	___	No	___	Pagers	Yes	___	No	___
Electronic Devices	Yes	___	No	___	Firearms	Yes	___	No	___

*All types of medication carried must be listed in the following space, and must be left at the entry area:

I have read, I understand, and I agree to the above. If I am visiting with an inmate, I also understand and agree to abide by the visiting guidelines provided me by this institution. I declare that I do not have articles in my possession which I know to be a threat to institution safety, security, or good order. I am aware that if I have questions about what is authorized, I should consult with the officer. I am aware that the penalty for making a false statement is a fine of not more than \$250,000 or imprisonment of not more than five years or both (pursuant to 18 U.S.C. § 1001). I am aware that the visiting area, including restrooms in the visiting area, may be monitored to ensure institution security and good order.

Printed Name/Signature: _____

Street Address/City and State: _____

Year, Color, Make and Model of Vehicle: _____

Vehicle License No.: _____

If visiting with an inmate, please complete the following: Names of children under 16 years of age for whom I am responsible: _____

If not visiting with an inmate, please indicate: _____

Name of Organization: _____ Purpose of Visit: _____

Printed Name/Signature of Staff Witness: _____

YAX5267.09A
Regulaciones de Visita
Attachment E

BP-S0224.022

NOTIFICACIÓN AL VISITANTE CDFRM

DEPARTAMENTO DE JUSTICIA DE EE.UU.

AGENCIA FEDERAL DE PRISIONES

****This template is provided to assist Spanish-speaking inmate visitors who are not fluent in English to complete the corresponding Bureau form. It is a template only for instructional purposes, and should not be filled in.****

****Este modelo se provee para ayudarle a los reos que hablan español y no dominan el inglés a que completen el formulario correspondiente de la Agencia. Es solo un modelo que sirve como ejemplo, y no se debe completar.****

Fecha: _____ Hora: _____ Nombre del Oficial: _____
Institución: _____ Sitio: _____

Nombre del Reo a Quien Visita: _____ Número de Registro: _____

NOTA A LAS TODAS PERSONAS: CONSENTIMIENTO A REGISTRO

El personal de la Agencia Federal de Prisiones (Agencia) puede registrarlo a usted y a sus pertenencias (bolsas, cajas, vehículos, contenedores, abrigos, etc.) antes de entrar, o mientras usted esté en o adentro de, los terrenos o las instalaciones de la Agencia.

Consentimiento a Registro Sobreentendido Al entrar o intentar entrar a los terrenos o las instalaciones de la Agencia, usted consiente a ser registrado de acuerdo con la política de la Agencia y los Reglamentos Federales del volumen 28 del Código de Reglamentos Federales, Parte 511. Si usted se niega a ser registrado, usted puede ser vedado de entrar a los terrenos o las instalaciones de la Agencia.

NOTA A TODAS LAS PERSONAS: ACTIVIDADES Y OBJETOS PROHIBIDOS

A usted le es prohibido participar en actividades prohibidas o poseer objetos prohibidos en los terrenos de la Agencia, o en las instalaciones de la Agencia, sin el conocimiento y el consentimiento del Warden. Los violadores de esta regla pueden ser detenidos o arrestados para una posible acción judicial, ya sea por el personal de la Agencia, o por las autoridades de orden público locales o federales.

Actividades Prohibidas incluyen cualquier actividad que pondría en peligro la capacidad de la Agencia para asegurar la seguridad, la protección, y el funcionamiento ordenado de las instalaciones de la Agencia y proteger al público, incluyendo, pero no limitada a las violaciones de los Títulos 18 y 21 del Código de Leyes de EE.UU., los reglamentos Federales, o las políticas de la Agencia.

Objetos Prohibidos incluyen, pero no se limitan a, las armas; los explosivos; las drogas; las sustancias embriagantes; el dinero; las cámaras de cualquier tipo; los equipos de grabación; los teléfonos; los radios; los bípéres; los aparatos electrónicos; y cualquier otro objeto que viola las leyes criminales o el cual es prohibido por los reglamentos Federales o por las políticas de la Agencia.

POR FAVOR CONTESTE LAS SIGUIENTES PREGUNTAS:)Posee usted o algún niño en su grupo menor de 16 años alguno de los siguientes artículos?

Productos de Tabaco	Sí	No	Drogas	Sí	No
Explosivos	Sí	No	Marihuana	Sí	No
Armas	Sí	No	Cámara	Sí	No
Municiones	Sí	No	Artículos de Comida	Sí	No
Herramientas para Cortar Metal	Sí	No	Bebidas Alcohólicas	Sí	No
Equipo de Grabación	Sí	No	Droga Recetada*	Sí	No
Teléfono - cualquier tipo	Sí	No	Sustancias embriagantes	Sí	No
Radios	Sí	No	Bípéres	Sí	No
Aparatos Electrónicos	Sí	No	Armas de Fuego	Sí	No

*Todo medicamento en su posesión debe ser declarado en el siguiente espacio y dejado en la entrada.

Yo he leído, entiendo, y estoy de acuerdo con lo anterior dicho. Si visito a un reo, también entiendo y acuerdo a cumplir con las normas de visita que esta institución me provee. Yo declaro que no tengo artículos en mi posesión de los cuales yo se que son una amenaza a la seguridad, la protección, o el funcionamiento ordenado de la institución. Yo soy consciente de que si tengo preguntas sobre lo que está autorizado, debo consultar con el oficial. Yo soy consciente de que la penalidad por hacer una declaración falsa es una multa de no más de \$250,000 o encarcelamiento de no más de cinco años, o ambos (de acuerdo con 18 U.S.C. § 1001). Yo soy consciente de que el área de visita, incluyendo los baños en el área de visita, pueden ser monitoreados para asegurar la seguridad y el funcionamiento ordenado de la institución.

Nombre Impreso/ Firma: _____

Dirección/Ciudad y Estado: _____

Número de Placa de Vehículo: _____

Año, Color, Marca y Modelo del Vehículo:

Si está visitando a un reo, por favor complete lo siguiente: Nombre de los niños menores de 16 años de edad por quienes yo soy responsable: _____

Si no está visitando a un reo, por favor indique:

Nombre de Organización: _____ Propósito de la Visita: _____

Nombre Impreso/ Firma del Testigo del Personal: _____

(Este formulario puede ser reproducido vía WP)

Reemplaza BP-224(52) fechado Mayo 99

INFORMATION SHEET

Address: Federal Correctional Complex
2225 Haley Barbour Parkway
Yazoo City, Mississippi 39056

Institution Phone Number: 662-751-4800 (LOW)
662-751-1020 (MEDIUM)
662-716-1241 (USP)

Local Hotels:

Best Western 662-716-0930
286 Wyeth Drive, Yazoo City, MS

Hampton Inn 662-746-3333
2161 Grand Avenue, Yazoo City, MS

Days Inn 662-746-1877
1801 Jerry Clower Blvd, Yazoo City, MS

Relax Inn 662-746-1388
Highway 49 East, Yazoo City, MS

Econo Lodge 662-746-6444
1600 Jerry Clower Blvd., Yazoo City, MS

Transportation to Yazoo City:
Amtrak 800-872-7245
222 W. Broadway, Yazoo City, MS

Visiting Hours:

USP/Medium/Low Security Institution

Friday - 1:00 pm to 3:00 pm (SHU only)

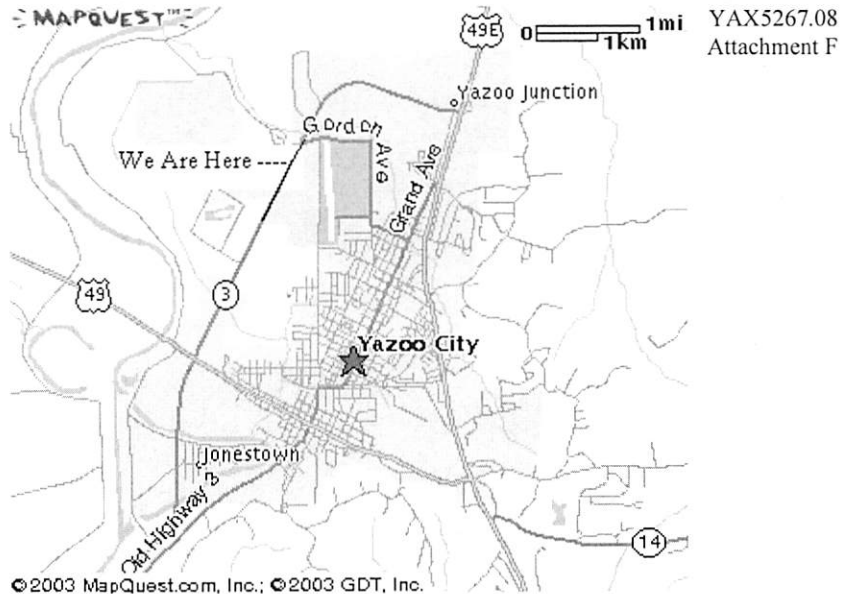
Saturday, Sunday and Holidays - 8:00 am to 3:00 pm

Satellite Camp

Saturday, Sunday and Holidays - 10:00 am to 5:00 pm

Directions:

From Jackson, Mississippi, take highway 49 North to Yazoo City (approximately 37 miles north of Interstate 220). Turn LEFT at first traffic light in Yazoo City onto North US 49 West (Broadway Street). Continue to follow North US-49 West for 2.6 miles. Exit Right onto MS-3 North for 1.7 miles. Turn left into institution entrance.



Visitor Dress Code

The following items listed are the requirements for Visitation. All visitors are required to be appropriately dressed for the entirety of the visit. It is imperative that the dress code and articles allowed into the facility reflect the professional values and security concerns of the Bureau of Prisons.

- Sleeveless garments must be covered with a jacket at all times.
- No see through garments of any kind, skin-tight clothing (including spandex), low cut shirts or blouses, wraparound skirts.
- Skirts and dresses must be longer than two inches below the knee.
- Slits in skirts or dresses will not extend higher than two inches above the knee.
- No Tee shirts, Jogging/Sweat suits, camouflage clothing.
- Articles of clothing displaying any wording or pictures deemed vulgar or offensive are not permitted.
- No shorts (*shorts are allowed for children under 16 only*)
- No Hats or caps (*except for infants*)
- No Belly shirts (*abdomen exposed*), hospital scrubs or medical uniforms.
- No Hip Hugger or spandex pants/jeans
- No Camisoles worn as outerwear
- No Khaki clothing or similar to type the inmates wear
- No cameras, video cameras, cell phones, and pagers are allowed in the visiting room. No pictures or video are to be taken on institution grounds.
- No Sagging pants/jeans.
- No bathing suits, tube tops, tank tops or open back shirts (any clothing that exposes private parts of the body).
- All visitors are to wear shoes with a back or strap around back (no flip-flops or slides).
- No pants with any metal other than necessary rivets, buttons or snaps.
- No stirrup pants, leggings or body suits.
- No headgear, other than religious, allowed in the Visiting Room. All religious headgear or wigs are subject to search prior to entering the institution.
- No clothing resembling any type of gang affiliation.
- Provocative attire, worn by men or women, is reason to deny and/or preclude visiting.

NOTICE: The IDO or Operations Lieutenant has the authority to terminate any visit due to improper dress, improper conduct on the part of the inmate or his visitor(s).